

METRIE

option



INTERIOR MOULDING & DOOR COMBINATIONS



ATLANTIC CANADA

INTRODUCING



Curated to bring style home.™

It's for those with Pinterest boards named Beachy Keen and Casa Couture.

It's trim, doors, and wall and ceiling treatments that reflect the trends of today, for those who live in the now. Option {M}® has the room accents to give Shabby Chic its relaxed, casual attitude. And the finishing elements to help you tell your Bohemian story.

Option {M} refreshes often – with both modern looks and standards that will stay around for a while. So turn all those photos and pins into reality, and watch as your room becomes the one everyone starts sharing.

The most popular trends, reimagined by our top designers.

We deconstructed these on-trend styles to understand the inspirational elements – a swatch of fabric, a memorable photo, stunning artwork, patterns and antique furnishings. Then, we paired them with Option {M}[®] interior finishings – moulding and interior door combinations that make it easy for you to find your design voice, and bring your room to life.

Go with our
combinations,
or mix and match
your own.

These rooms were designed to
feature popular décor styles.

Flip through our pages
and explore your options,
because with Option {M},
any look is possible.



6 new traditional

Classic gets a facelift in a look that asks you to start your own tradition. Not an old, stuffy tradition, but something fun that everyone loves. Use accents sparingly to let your subtle sophistication shine.



14 shabby chic

Relax. Put your feet up. This style isn't worried about a few scratches or dents. They add character and speak to a life well-lived, leaving room for new memories to be created.



22 modern farmhouse

Balance the busy day-to-day with simple, organic elements to create a down-home feeling. Be inspired by rustic charm even if you don't have to wake up at the crack of dawn.



30 bohemian

Colorful fabrics. Persian rugs. Photos from your last jaunt to Europe. You're a free spirit and your home is your canvas. There are no rules in this uninhibited décor style – you wouldn't follow them anyway.



36 vintage industrial

Bring together the old and the cool. History is not lost in this space, it's repurposed – exposed brick, uncovered metal structures and I-beams. These elements become design features in this modern, urban style.

new traditional

Sophisticated, not stuffy. Elegant, yet relaxed.
This style is a study in harmonious contradictions.

STYLE IS TEMPORARY.

TASTE

IS FOREVER.





Traditional, sloping curves with modern bevels at each end of the crown moulding connect wall to ceiling in a clean, classic way. Bright yellow accents bring a sophisticated touch to gray walls, while bronze furnishings and animal prints merge contemporary with traditional.

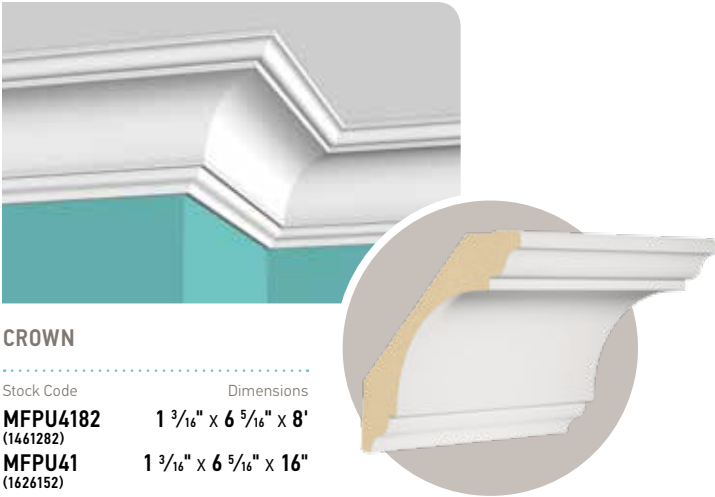
new traditional
high ceilings
(9' and above)

The moulding profiles in this combination include sizes for both high and standard ceiling heights.

The high ceiling profiles featured here are perfect for higher, more dramatic ceilings and walls typically found on the main floor or main living areas of your home.



Add panel moulding around light fixtures to create a unique ceiling treatment. It's traditional, without feeling tired.



CROWN

Stock Code	Dimensions
MFPU4182 (1461282)	1 3/16" x 6 5/16" x 8'
MFPU41 (1626152)	1 3/16" x 6 5/16" x 16"


MDF/UL



ARCHITRAVE

Stock Code	Dimensions
MFPU50202 (1448075)	1 3/16" x 5 1/4" x 8'
MFPU5020 (1626189)	1 3/16" x 5 1/4" x 16"

MDF/UL



ARCHITRAVE FILLER

Stock Code	Dimensions
MFP1X2-08 (1447950)	9/16" x 1 1/2" x 8'

MDF/UL



CASING

Stock Code	Dimensions
MFP80872 (1544040)	1 1/8" x 3 1/2" x 8'
MFP80871 (1544038)	1 1/8" x 3 1/2" x 14' 1"


MDF/UL



CHAIR RAIL

Stock Code	Dimensions
MFP83902 (1448004)	5/8" x 2 1/2" x 8'
MFP83901 (1509921)	5/8" x 2 1/2" x 12'


MDF/UL



BASE SHOE

Stock Code	Dimensions
MFP8662B2 (1509936)	3/8" x 1 3/8" x 7'
MFP8662B-12 (1544190)	3/8" x 1 3/8" x 12'

MDF/UL



PANEL MOULD

Stock Code	Dimensions
MP466-08 (1544569)	5/8" x 1 1/2" x 8'
MP466-16 (1544570)	5/8" x 1 1/2" x 16'

PFJ



BASEBOARD

Stock Code	Dimensions
MFP89152 (1448039)	1/2" x 7 1/4" x 8'
MFP89151 (1509968)	1/2" x 7 1/4" x 12'

MDF/UL

new traditional standard ceilings (9' and below)

The moulding profiles in this combination include sizes for both high and standard ceiling heights.


The standard ceiling profiles featured here are designed for smaller, more traditional rooms that are often found on the second floor of your home.



CASING

Stock Code	Dimensions
MFP803182 (1447968)	1 1/16" x 3 1/2" x 8'
MFP80311 (1447967)	1 1/16" x 3 1/2" x 14'


MDF/UL



CROWN

Stock Code	Dimensions
MFP85122 (1509928)	9/16" x 5 3/8" x 8'
MFP85121 (1448008)	9/16" x 5 3/8" x 12'

MDF/UL



PANEL MOULD

Stock Code	Dimensions
MFP8119-08 (1667878)	3/8" x 1 1/4" x 8'
MFP8119-14 (1544053)	3/8" x 1 1/4" x 14'

MDF/UL



CHAIR RAIL

Stock Code	Dimensions
MP21892 (1448218)	9/16" x 1 1/16" x 8'

PFJ



BASEBOARD

Stock Code	Dimensions
MFP82342 (1447994)	9/16" x 5 1/2" x 8'
MFP82341 (1544068)	9/16" x 5 1/2" x 16'

MDF/UL



Recommended interior doors exclusively from Masonite®

A panel design provides a timeless transition from a New Traditional room to the rest of the house.



2 PANEL SMOOTH



RIVERSIDE®



LIVINGSTON™



SAFE 'N SOUND® OPTIONS AVAILABLE WITH:

- 5-year warranty
- Reduces the transmission of sound from room to room
- Offers the durability, heft and feel of real wood
- 20-minute fire-rated options with 1 3/4" thickness
- Door core is engineered from wheat straw, a renewable resource

2 PANEL SMOOTH – available in 80", 84" and 96" heights | RIVERSIDE® – available in 80", 84" and 96" heights | LIVINGSTON™ – available in 80" and 96" heights

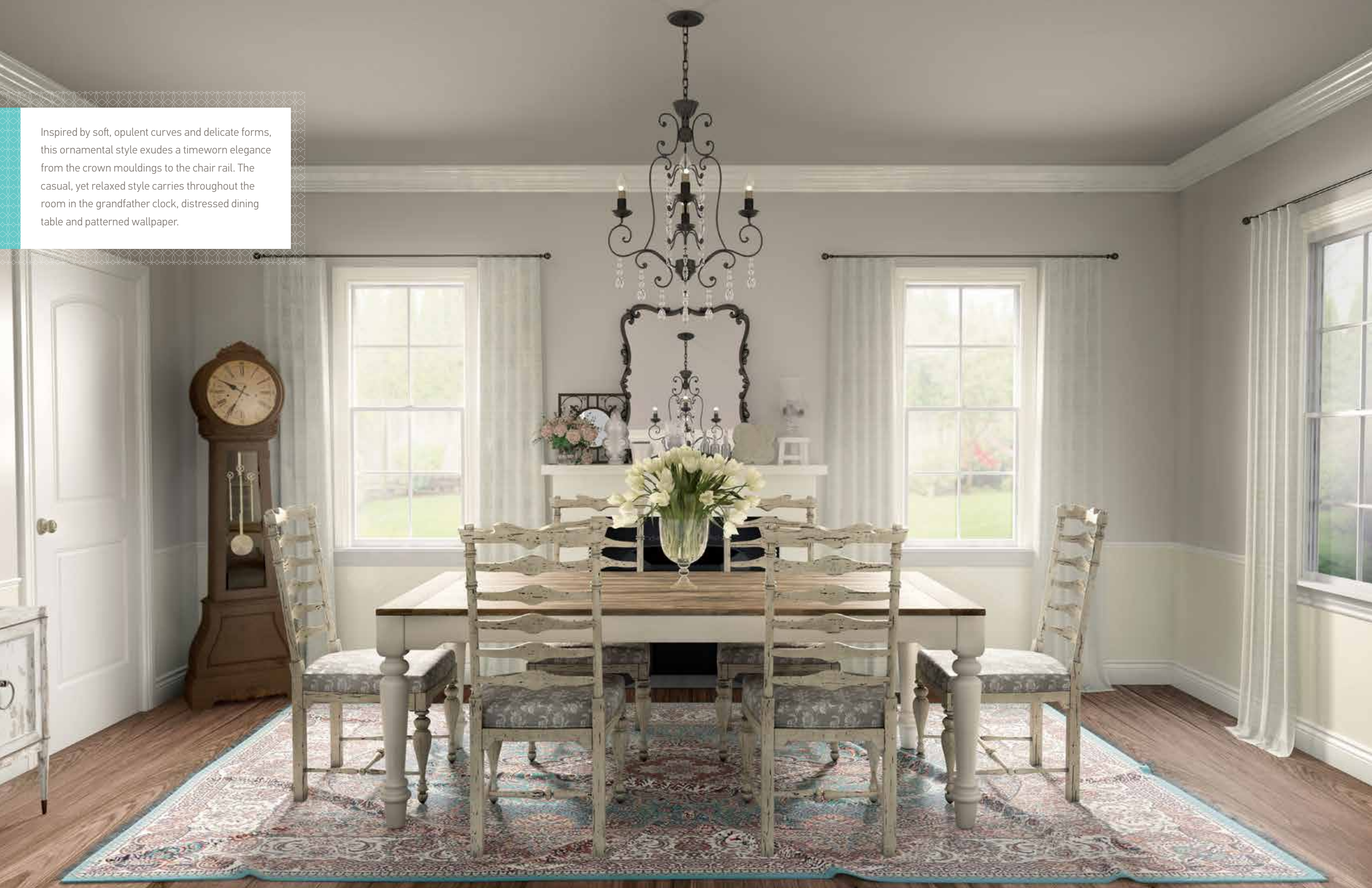
shabby chic

Thrift store finds. Distressed furniture.
Life gives this look its character.

Life ISN'T
PERFECT.
AND THAT'S PERFECTLY
FINE
with me.





Inspired by soft, opulent curves and delicate forms, this ornamental style exudes a timeworn elegance from the crown mouldings to the chair rail. The casual, yet relaxed style carries throughout the room in the grandfather clock, distressed dining table and patterned wallpaper.



shabby chic high ceilings (9' and above)

The moulding profiles in this combination include sizes for both high and standard ceiling heights.



The high ceiling profiles featured here are perfect for higher, more dramatic ceilings and walls typically found on the main floor or main living areas of your home.

CROWN

Stock Code	Dimensions
MFP8043A-16 (1544009)	3/4" x 6 7/16" x 16'

MDF/UL



ARCHITRAVE

Stock Code	Dimensions
MFPU50202 (1448075)	1 3/16" x 5 1/4" x 8'
MFPU5020 (1626189)	1 3/16" x 5 1/4" x 16'

MDF/UL



Moulding elements painted white in this Shabby Chic dining space bring together comfortable fabrics, secondhand treasures and a pastel color scheme.

ARCHITRAVE FILLER

Stock Code	Dimensions
MP22732 (1510155)	7/16" x 1 3/16" x 7'
MP22731 (1510154)	7/16" x 1 3/16" x 14'



PFJ




CASING

Stock Code	Dimensions
MFP895482 (1448041)	1 1/16" x 3 1/2" x 8'
MFP89541 (1448040)	1 1/16" x 3 1/2" x 14'

MDF/UL

CHAIR RAIL

Stock Code	Dimensions
MFP83002 (1008285)	9/16" x 1 3/4" x 8'
MFP83001 (1448003)	9/16" x 1 3/4" x 12'

MDF/UL




BASEBOARD

Stock Code	Dimensions
MFP89552 (1448043)	9/16" x 5 9/16" x 8'
MFP89551 (1448042)	9/16" x 5 9/16" x 12'

MDF/UL




PANEL MOULD



Stock Code	Dimensions
MP26962 (1448235)	1/2" x 1 1/8" x 8'

PFJ

shabby chic
standard ceilings
(9' and below)

The moulding profiles in this combination include sizes for both high and standard ceiling heights.



The standard ceiling profiles featured here are designed for smaller, more traditional rooms that are often found on the second floor of your home.



CROWN

Stock Code	Dimensions
MFPU7122 (1448089)	1 1/16" x 4 1/2" x 8'
MFPU712 (1448088)	1 1/16" x 4 1/2" x 16'

MDF/UL



CHAIR RAIL

Stock Code	Dimensions
MFP83002 (1008285)	9/16" x 1 3/4" x 8'
MFP83001 (1448003)	9/16" x 1 3/4" x 12'



MDF/UL



BASEBOARD

Stock Code	Dimensions
MFPU5452 (1448085)	9/16" x 5" x 8'
MFPU545 (1341818)	9/16" x 5" x 16'



MDF/UL



ARCHITRAVE

Stock Code	Dimensions
MFPU50202 (1448075)	1 3/16" x 5 1/4" x 8'
MFPU5020 (1626189)	1 3/16" x 5 1/4" x 16'

MDF/UL



ARCHITRAVE FILLER

Stock Code	Dimensions
MP22732 (1510155)	7/16" x 1 3/16" x 7'
MP22731 (1510154)	7/16" x 1 3/16" x 14'



PFJ



CASING

Stock Code	Dimensions
MFPU5352 (1448082)	1 1/16" x 3 1/2" x 8'
MFPU535 (1610431)	1 1/16" x 3 1/2" x 16'

MDF/UL



PANEL MOULD

Stock Code	Dimensions
MP2163-08 (1544493)	5/8" x 1 3/8" x 8'
MP2163-12 (1544494)	5/8" x 1 3/8" x 12'

PFJ

Recommended interior
doors exclusively
from Masonite®

The two-panel, arched-top designs provide a contrast to the ornate trim and moulding in the Shabby Chic style.



SAFE 'N SOUND® OPTIONS AVAILABLE WITH:

- 5-year warranty
- Reduces the transmission of sound from room to room
- Offers the durability, heft and feel of real wood
- 20-minute fire-rated options with 1 3/4" thickness
- Door core is engineered from wheat straw, a renewable resource



2 PANEL ROMAN – available in 80", 84" and 96" heights | 2 PANEL ARCH-TOP – available in 80", 84" and 96" heights

modern farmhouse

Rustic accents bring a lived-in, relaxed feel to any room with down-home virtues.

THERE'S
NO
TRADITION
LIKE
A FAMILY
Tradition





Clean lines with minimal details merge contemporary with rustic to create a look that adds texture without taking away from the pure simplicity of the modern farmhouse design. The butcher block countertop is a nod to when farm-fresh ingredients were prepped the old-fashioned way, and crown mouldings and window treatments enhance the crisp, yet rustic style of the space.



modern farmhouse high ceilings (9' and above)

The moulding profiles in this combination include sizes for both high and standard ceiling heights.



The high ceiling profiles featured here are perfect for higher, more dramatic ceilings and walls typically found on the main floor or main living areas of your home.

CROWN

Stock Code	Dimensions
MFPU901-08 (1328545)	1 3/16" x 6 3/4" x 8'
MFPU901 (1544317)	1 3/16" x 6 3/4" x 12'

MDF/UL



ARCHITRAVE

Stock Code	Dimensions
MFPU5015-08 (1448073)	1 1/2" x 5 1/2" x 8'
MFPU5015 (1328514)	1 1/2" x 5 1/2" x 12'

MDF/UL





Ask about Masonite's sliding door track system, which is easy to install and features ball bearing rollers to allow your doors to open and close quietly.

CASING

Stock Code	Dimensions
MFP8036BB-08 (1543983)	1 1/8" x 3 1/4" x 8'
MFP8036BB-16 (1543985)	1 1/8" x 3 1/4" x 16'



MDF/UL

PANEL MOULD

Stock Code	Dimensions
MFP1223-98 (1663061)	7/16" x 1 1/4" x 98"
MFP1223-14 (1543865)	7/16" x 1 1/4" x 14'

MDF/UL

CHAIR RAIL

Stock Code	Dimensions
MFP8345-07 (1509912)	5/8" x 2 3/4" x 7'
MFP8345-14 (1509915)	5/8" x 2 3/4" x 14'



MDF/UL




BASEBOARD

Stock Code	Dimensions
MFP82392 (1447996)	5/8" x 7 1/4" x 8'
MFP82391 (1447995)	5/8" x 7 1/4" x 12'



MDF/UL

SHIPLAP

Stock Code	Dimensions
1676835	1/2" x 5 1/2" x 8'
1676914	1/2" x 5 1/2" x 12'

MDF/UL

SHIPLAP


Stock Code	Dimensions
1676881	1/2" x 7 1/4" x 8'
1676882	1/2" x 7 1/4" x 12'

MDF/UL

modern farmhouse standard ceilings (9' and below)

The moulding profiles in this combination include sizes for both high and standard ceiling heights.

The standard ceiling profiles featured here are designed for smaller, more traditional rooms that are often found on the second floor of your home.



CROWN

Stock Code	Dimensions
MFPU900-08 (1328542)	1 3/16" x 5 1/4" x 8'
MFPU900 (1328541)	1 3/16" x 5 1/4" x 16'

MDF/UL



ARCHITRAVE

Stock Code	Dimensions
MFPU5015-08 (1448073)	1 1/2" x 5 1/2" x 8'
MFPU5015 (1328514)	1 1/2" x 5 1/2" x 12'

MDF/UL



CASING

Stock Code	Dimensions
MFP4494-08 (1039555)	3/4" x 3 1/2" x 8'
MFP4494-16 (1509797)	3/4" x 3 1/2" x 16'

MDF/UL



PANEL MOULD

Stock Code	Dimensions
MFP1223-98 (1663061)	7/16" x 1 1/4" x 98"
MFP1223-14 (1543865)	7/16" x 1 1/4" x 14'

MDF/UL



CHAIR RAIL

Stock Code	Dimensions
MFP8345-07 (1509912)	5/8" x 2 3/4" x 7'
MFP8345-14 (1509915)	5/8" x 2 3/4" x 14'

MDF/UL



BASEBOARD

Stock Code	Dimensions
MFP8320-08 (1509905)	1/2" x 4 3/4" x 8'
MFP8320-16 (1675358)	1/2" x 4 3/4" x 16'

MDF/UL




SHIPLAP

Stock Code	Dimensions
1676835	1/2" x 5 1/2" x 8'
1676914	1/2" x 5 1/2" x 12'

MDF/UL

Recommended interior doors exclusively from Masonite®

Three sturdy door choices with modern, vertical lines that won't fade with the times. Pair them with sliding hardware for a rustic way to enter and exit a Modern Farmhouse space.



WINSLOW™

LOGAN™

LINCOLN PARK™



SHIPLAP

Stock Code	Dimensions
1676881	1/2" x 7 1/4" x 8'
1676882	1/2" x 7 1/4" x 12'

MDF/UL



SAFE 'N SOUND® OPTIONS AVAILABLE WITH:

- 5-year warranty
- Reduces the transmission of sound from room to room
- Offers the durability, heft and feel of real wood
- 20-minute fire-rated options with 1 3/4" thickness
- Door core is engineered from wheat straw, a renewable resource

WINSLOW™ – available in 80" and 84" | LOGAN™ – available in 80", 84" and 96" heights | LINCOLN PARK™ – available in 80" and 96" heights

bohemian

Casual meets up with cool in these laid back,
effortless designs.

LIFE'S A Ride I'M Totally Fitchhiking



Multiple curves and concave features converse with patterns and earth tones for a Bohemian style that speaks with an accent. The sharp moulding detail on the ceiling draws your attention upward, while the curves of the crown moulding add to an eclectic feel.

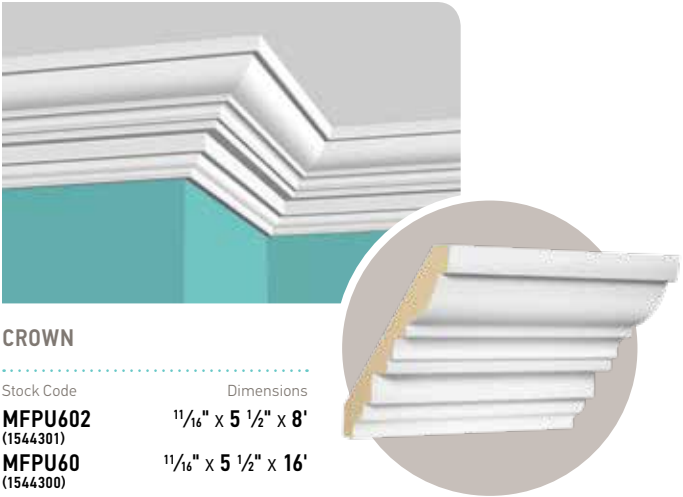


bohemian
all ceiling heights

The moulding profiles in this combination include sizes suitable for all ceiling heights.




The subtle shapes of the crown, casing and panel moulding helps to unify this unique space.



CROWN

Stock Code	Dimensions
MFPU602 (1544301)	1 1/16" x 5 1/2" x 8'
MFPU60 (1544300)	1 1/16" x 5 1/2" x 16'


MDF/UL



CASING

Stock Code	Dimensions
MFPU80632 (1448091)	1 1/16" x 3 1/4" x 8'
MFPU8063 (1448090)	1 1/16" x 3 1/4" x 16'


MDF/UL



PANEL MOULD

Stock Code	Dimensions
MP2163-08 (1544493)	5/8" x 1 3/8" x 8'
MP2163-12 (1544494)	5/8" x 1 3/8" x 12'

PFJ



CHAIR RAIL

Stock Code	Dimensions
MP2298-08 (1544520)	5/8" x 2 1/2" x 8'
MP2298-12 (1544521)	5/8" x 2 1/2" x 12'

PFJ



BASEBOARD

Stock Code	Dimensions
MFP82872 (1461223)	5/8" x 7 1/4" x 8'
MFP82871 (1544099)	5/8" x 7 1/4" x 12'

MDF/UL

Recommended interior
doors exclusively
from Masonite®

When planning your Bohemian room, consider doors with a two or three-panel design. Doors with arches that mirror the curved details of the moulding profiles for a cohesive feel, or something bold that show your adventurous side.



2 PANEL ARCH-TOP

LIVINGSTON™



SAFE 'N SOUND® OPTIONS AVAILABLE WITH:

- 5-year warranty
- Reduces the transmission of sound from room to room
- Offers the durability, heft and feel of real wood
- 20-minute fire-rated options with 1 3/4" thickness
- Door core is engineered from wheat straw, a renewable resource




2 PANEL ARCH-TOP – available in 80", 84" and 96" heights | LIVINGSTON™ – available in 80" and 96" heights

vintage industrial

Heavy-duty materials provide a cool, modern touch
in a look that's built to last.

THE
Original
IS ALWAYS WORTH
MORE
THAN *The* COPY







Exposed brick, leather and concrete create a sleek, modern aesthetic. Bold, clean lines paired with sharp angles provide a smooth, yet rugged feel. The lack of window treatments speaks to urban living, inside and out.

vintage industrial
high ceilings
(9' and above)

The moulding profiles in this combination include sizes for both high and standard ceiling heights.



The high ceiling profiles featured here are perfect for higher, more dramatic ceilings and walls typically found on the main floor or main living areas of your home.



ARCHITRAVE

Stock Code	Dimensions
MFPU5015-08 (1448073)	1 1/2" x 5 1/2" x 8'
MFPU5015 (1328514)	1 1/2" x 5 1/2" x 12'



MDF/UL



PANEL MOULD

Stock Code	Dimensions
PFP2112-08 (1667879)	1 5/32" x 1 1/2" x 8'
PFP2112-16 (1544824)	1 5/32" x 1 1/2" x 16'



PRI



CROWN

Stock Code	Dimensions
MFPU901-08 (1328545)	1 3/16" x 6 3/4" x 8'
MFPU901 (1544317)	1 3/16" x 6 3/4" x 12'

MDF/UL



CASING

Stock Code	Dimensions
MFPU9091-08 (1039482)	5/8" x 3 1/2" x 8'
MFPU9091 (1039352)	5/8" x 3 1/2" x 16'

MDF/UL



BASEBOARD

Stock Code	Dimensions
MFPU9291-08 (1039503)	1/2" x 6 1/2" x 8'
MFPU9291 (1626242)	1/2" x 6 1/2" x 16'

MDF/UL





The unadorned trim finishes the space and revitalizes a vintage foundation without overshadowing the original elements.

vintage industrial
standard ceilings
(9' and below)

The moulding profiles in this combination include sizes for both high and standard ceiling heights.

The standard ceiling profiles featured here are designed for smaller, more traditional rooms that are often found on the second floor of your home.



CROWN

Stock Code	Dimensions
MFPU900-08 (1328542)	1 3/16" x 5 1/4" x 8'
MFPU900 (1328541)	1 3/16" x 5 1/4" x 16'



MDF/UL



BASEBOARD

Stock Code	Dimensions
MFPU9290-08 (1039348)	1/2" x 5" x 8'
MFPU9290 (1626240)	1/2" x 5" x 16'



MDF/UL



ARCHITRAVE

Stock Code	Dimensions
MFPU5015-08 (1448073)	1 1/2" x 5 1/2" x 8'
MFPU5015 (1328514)	1 1/2" x 5 1/2" x 12'



MDF/UL



CASING

Stock Code	Dimensions
MFPU9090-08 (1039349)	5/8" x 3" x 8'
MFPU9090 (1039485)	5/8" x 3" x 16'

MDF/UL



PANEL MOULD

Stock Code	Dimensions
PFP2112-08 (1667879)	15/32" x 1 1/2" x 8'
PFP2112-16 (1544824)	15/32" x 1 1/2" x 16'

PRI

Recommended interior
doors exclusively
from Masonite®

Thick, solid doors with square and rectangular lines provide the ideal Vintage Industrial transitional element. Use sliding hardware to complete the industrial theme.



MELROSE®



BERKLEY®



SAFE 'N SOUND® OPTIONS AVAILABLE WITH:

- 5-year warranty
- Reduces the transmission of sound from room to room
- Offers the durability, heft and feel of real wood
- 20-minute fire-rated options with 1 3/4" thickness
- Door core is engineered from wheat straw, a renewable resource

MELROSE® – available in 80" and 84" heights | BERKLEY® – available in 80" and 84" heights

METRIE IS NORTH AMERICA'S LEADING
MANUFACTURER AND DISTRIBUTOR OF
INTERIOR MILLWORK.

Our industry position has allowed us the resources, strength
and leadership to create solutions that make it easier for
consumers and design professionals to select, purchase
and design with interior mouldings.



METRIE

THE ART OF FORM

200 AKERLEY BOULEVARD,
DARTMOUTH, NS B3B 1Z9

T: 902.468.9292 F: 902.468.3268 TOLL-FREE: 800.565.1501