


MULTI POINT LOCK TRIM

Effective November 15, 2019



***Unlacquered Brass (US3NL)** is a custom, made-to-order finish. It is available with an upcharge, per item and requires an additional 2-3 day lead time. This living finish will gracefully age and evolve in appearance over time. Because of this characteristic, no finish warranty is offered on unlacquered brass products.



Polished Brass -
Lifetime (US3)



Unlacquered Brass
(US3NL)*



Satin Brass
(US4)



French Antique
(US7)



Oil Rubbed Bronze
(US10B)



Polished Nickel -
Lifetime (US14)



Satin Nickel
(US15)



Pewter
(US15A)



Flat Black
(US19)




Polished Chrome
(US26)

Bronze Patina is a living finish that will gracefully age, revealing the underlying bronze over time. Because of this characteristic, no finish warranty is offered on bronze patina products.



Flat Black Bronze
Patina (FB)




Medium Bronze
Patina (MB)











Tumbled White
Bronze (TWB)

Brushed Stainless Steel carries a five-year finish warranty. All stainless steel will require some periodic cleaning to keep your hardware looking like new.



Brushed Stainless
Steel (SS)

SELECT BRASS

			
L-Square Faceted (LS.FA)	L-Square Hammered (LS.HA)	L-Square Knurled (LS.KN)	L-Square Tribeca (LS.TR)
			
T-Bar Faceted (TA.FA)*	T-Bar Hammered (TA.HA)*	T-Bar Knurled (TA.KN)*	T-Bar Tribeca (TA.TR)*



MODERN BRASS

CLASSIC						
	Athena Lever (ATN)	Helios Lever (HLO)	Hermes Lever (HER)	Luzern Lever (LU)	Poseidon Lever (POS)	Stuttgart Lever (STU)
						
	Argos Lever (AG)	Aston Lever (AST)	Basel Lever (BA)	Breslin Lever (BRL)	Dumont Lever (DT)	Freestone Lever (FRL)*
						
	Geneva Lever (GV)*	Hercules Lever (HEC)	Mercury Lever (MC)	Myles Lever (MYL)*	Sion Lever (SIO)	Spencer Lever (SPN)
DESIGNER						
	Triton Lever (TRT)					

SOLID BRASS

CLASSIC						
	Cortina Lever (C)	Milano Lever (M)	Merrimack Lever (ME)	Turino Lever (T)		
DESIGNER						
	Coventry Lever (CV)	Elan Lever (EN)	Ribbon & Reed Lever (RBL)	Rope Lever (RL)	Rustic Lever (R)	Santa Fe Lever (SF)
						
	Wembley Lever (WM)					

ARTS & CRAFTS BRASS

	
Arts & Crafts Lever (AC)	Hammered Lever (HM)

* Note: You will need to ensure the necessary opening/closing clearance when using certain lever designs. Dimensions from the center of the stem to the end of the lever overhang have been provided: T-Bar ¾", Geneva 1½", Myles ¾", Freestone 1", Yuma 1½".

SANDCAST BRONZE



Aurora Lever
(AR)



Bryce Lever
(BR)



Cimarron Lever
(CR)



Cody Lever
(CD)



Durango Lever
(D)



Lariat Lever
(LR)



Mariposa Lever
(MA)



Montrose Lever
(MT)



Teton Lever
(TT)



Yuma Lever
(YM)*

LOST WAX CAST BRONZE



Medici Lever
(MDI)



Napoli Lever
(NA)



Octagon Lever
(OCL)



Padua Lever
(PD)

STAINLESS STEEL



Athena Lever
(AT)



Cologne Lever
(CO)



Dresden Lever
(DD)



Helios Lever
(HL)



Hercules Lever
(HS)



Hermes Lever
(HES)



Kiel Lever
(KL)

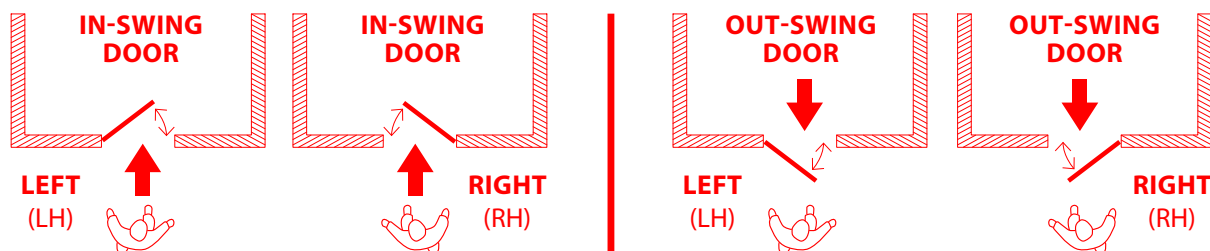


Poseidon Lever
(PO)




Stuttgart Lever
(STT)

Determining handing for door hardware is different than determining handing for carpentry (ordering and hanging doors). If you follow the standard carpentry rules for handing door hardware, instead of following the diagram below, there is good chance you may end up with a lock that is handed incorrectly. Please refer to the diagram below and if you have any questions, call Customer Service at (800) 356-2741, Option 1.



HANDING OF DOOR IS ALWAYS DETERMINED FROM THE OUTSIDE

SELECT BRASS

			
L-Square Faceted (LS.FA)	L-Square Hammered (LS.HA)	L-Square Knurled (LS.KN)	L-Square Tribeca (LS.TR)
			
T-Bar Faceted (TA.FA)	T-Bar Hammered (TA.HA)	T-Bar Knurled (TA.KN)	T-Bar Tribeca (TA.TR)



MODERN BRASS

CLASSIC						
	Athena Lever (ATN)	Helios Lever (HLO)	Hermes Lever (HER)	Luzern Lever (LU)	Poseidon Lever (POS)	Stuttgart Lever (STU)
DESIGNER						
	Argos Lever (AG)	Aston Lever (AST)	Basel Lever (BA)	Breslin Lever (BRL)	Dumont Lever (DT)	Freestone Lever (FRL)
						
	Geneva Lever (GV)	Hercules Lever (HEC)	Mercury Lever (MC)	Myles Lever (MYL)	Sion Lever (SIO)	Spencer Lever (SPN)
						
	Triton Lever (TRT)					

SOLID BRASS

CLASSIC						
	Cortina Lever (C)	Milano Lever (M)	Merrimack Lever (ME)	Turino Lever (T)		
DESIGNER						
	Coventry Lever (CV)	Elan Lever (EN)	Ribbon & Reed Lever (RBL)	Rope Lever (RL)	Rustic Lever (R)	Santa Fe Lever (SF)
						
	Wembley Lever (WM)					

ARTS & CRAFTS BRASS

	
Arts & Crafts Lever (AC)	Hammered Lever (HM)

									
US3 Lifetime	US4	US7	US10B	US14 Lifetime	US15	US15A	US19	US26	US3NL*

SANDCAST BRONZE

					
Aurora Lever (AR)	Bryce Lever (BR)	Cimarron Lever (CR)	Cody Lever (CD)	Durango Lever (D)	Lariat Lever (LR)
					
Mariposa Lever (MA)	Montrose Lever (MT)	Teton Lever (TT)	Yuma Lever (YM)		

LOST WAX CAST BRONZE

			
Medici Lever (MDI)	Napoli Lever (NA)	Octagon Lever (OCL)	Padua Lever (PD)

STAINLESS STEEL

					
Athena Lever (AT)	Cologne Lever (CO)	Dresden Lever (DD)	Helios Lever (HL)	Hercules Lever (HS)	Hermes Lever (HES)
					
Kiel Lever (KL)	Poseidon Lever (PO)	Stuttgart Lever (STT)			



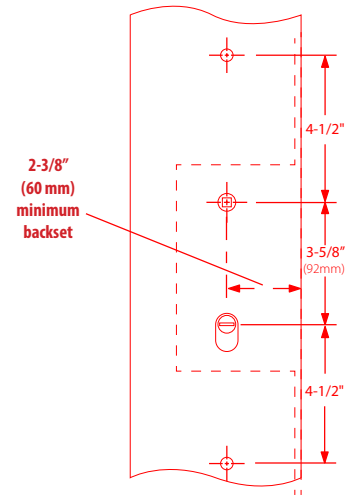
***Bronze Patina** is a living finish that will gracefully age, revealing the underlying bronze over time. Because of this characteristic, no finish warranty is offered on bronze patina products.
****Brushed Stainless Steel** carries a five-year finish warranty. All stainless steel will require some periodic cleaning to keep your hardware looking like new.

LARGE MULTI POINT ENTRY SETS

American Cylinder Hub, Above Handle 3 $\frac{5}{8}$ " Center to Center

2 $\frac{3}{8}$ " Minimum Backset Required

Each Multi Point Lock Trim now includes the Spring Assist function which returns the lever to the neutral position and eliminates sagging handles.



Brass Modern Rectangular
American Cylinder Above Handle
2 $\frac{1}{2}$ " x 17 $\frac{1}{2}$ " Keyed



Brass Melrose
American Cylinder Above Handle
2 $\frac{7}{8}$ " x 17 $\frac{1}{2}$ " Keyed

BRASS PLATES, MODERN RECTANGULAR STYLE	Product Code	Lever Style (LH/RH)	Finish	
Sets with 2.5" x 17.5" Plates		Brass & Modern Brass Lever Options.		
Keyed with American Cylinder, Hub ABOVE Handle (Schlage® Keyway standard, Weiser® Keyway optional, rekeyable)	1L1R21		Satin Brass (US4) Oil Rubbed Bronze (US10B) Polished Nickel - Lifetime (US14) Satin Nickel (US15) Flat Black (US19) Polished Chrome (US26) Unlacquered Brass (US3NL)*	
Non-Keyed Passage	1L1R22		Polished Brass - Lifetime (US3) French Antique (US7) Oil Rubbed Bronze (US10B) Polished Nickel - Lifetime (US14) Satin Nickel (US15) Pewter (US15A) Flat Black (US19) Polished Chrome (US26) Unlacquered Brass (US3NL)*	
Non-Keyed American Style Thumbturn Inside	1L1R23			
Non-Keyed Fixed Handle Outside, Operating Handle Inside	1L1R24			
Dummy Pair	1L1R25			
Keyed with American Cylinder, Hub ABOVE Handle (Schlage® Keyway standard, Weiser® Keyway optional, rekeyable)	1L1M21			
Non-Keyed Passage	1L1M22			
Non-Keyed American Style Thumbturn Inside	1L1M23			
Non-Keyed Fixed Handle Outside, Operating Handle Inside	1L1M24			
Dummy Pair	1L1M25			

Handing Required

- Key codes may be specified. Fits standard door thickness of 1 $\frac{3}{4}$ ". Specify if thicker.
- Set includes plates, handles and cylinders (where applicable). Multi Point lock mechanism is not included.

Weiser®(WR5) Keyway

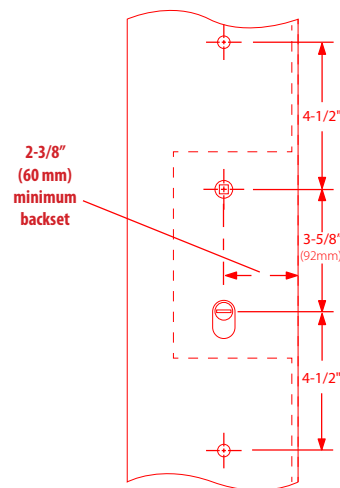
- Specify by adding "W" to the beginning of Product Code.
- No upcharge for cylinder substitution. Can be keyed into existing Weiser® system.

LARGE MULTI POINT ENTRY SETS

American Cylinder Hub, Above Handle 3 $\frac{5}{8}$ " Center to Center

2 $\frac{3}{8}$ " Minimum Backset Required

Each Multi Point Lock Trim now includes the Spring Assist function which returns the lever to the neutral position and eliminates sagging handles.



Sandcast Bronze Arched
American Cylinder *Above* Handle
3" x 17 $\frac{1}{2}$ " Keyed

SANDCAST BRONZE PLATES, ARCHED STYLE	Product Code	Lever Style (LH/RH)	Finish	List Price
Sets with 3" x 17.5" Plates		<i>Brass & Modern Brass Lever Options.</i>	Flat Black Bronze (FB) Medium Bronze (MB) Tumbled White Bronze (TWB)	
Keyed with American Cylinder, Hub ABOVE Handle (Schlage® Keyway standard, Weiser® Keyway optional, rekeyable)	1L1A21			
Non-Keyed Passage	1L1A22			
Non-Keyed American Style Thumbturn Inside	1L1A23			
Non-Keyed Fixed Handle Outside, Operating Handle Inside	1L1A24			
Dummy Pair	1L1A25			

Handing Required

- Key codes may be specified. Fits standard door thickness of 1 $\frac{3}{4}$ ". Specify if thicker.
- Set includes plates, handles and cylinders (where applicable). Multi Point lock mechanism is not included.

Weiser®(WR5) Keyway

- Specify by adding "W" to the beginning of Product Code.
- No upcharge for cylinder substitution. Can be keyed into existing Weiser® system.


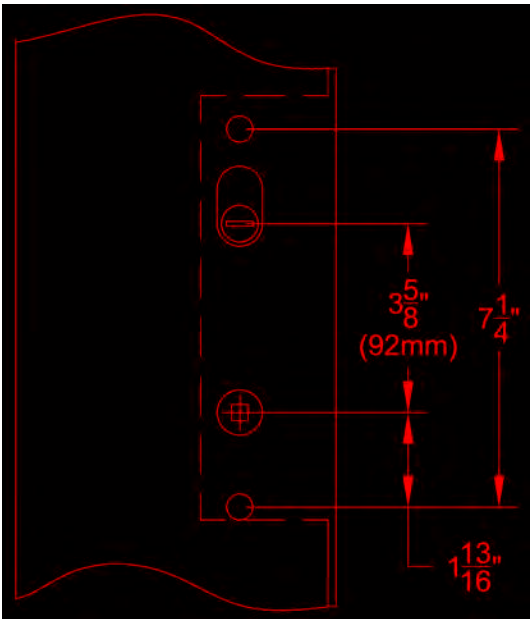
DOOR CONFIGURATION

#4

American Cylinder Hub Above Handle 3 5/8" Center-to-Center

ref. Ashland®, G-U®, Caradco®, JELD-WEN®
Jeldwen® Custom Collection (formerly Pozzi®)
Marvin®, PGT®, Premium Collection (formerly Norco®)
Weathershield®

Each Multi Point Lock Trim now includes the Spring Assist function which returns the lever to the neutral position and eliminates sagging handles.



Brass Concord
1 1/2" x 11" Keyed
Coventry Levers



Brass Concord
2" x 10" Non-Keyed
Santa Fe Levers

BRASS PLATES, CONCORD STYLE	Product Code	Lever Style (LH/RH)	Finish	List Price
Sets with 1 1/2" x 11" Plates		<i>Brass & Modern Brass Lever Options.</i>	Polished Brass - Lifetime (US3) French Antique (US7) Oil Rubbed Bronze (US10B) Satin Nickel (US15) Pewter (US15A) Flat Black (US19) Polished Chrome (US26) Unlacquered Brass (US3NL)*	
Keyed with American Cylinder (Schlage® Keyway standard, Weiser® Keyway optional, Rekeyable)	1471			
Non-Keyed Passage	1472			
Non-Keyed American Style Thumbturn Inside	1473			
Non-Keyed Fixed Handle Outside, Operating Handle Inside	1474			
Dummy Pair	1475			
Sets with 2" x 10" Plates				
Keyed with American Cylinder (Schlage® Keyway standard, Weiser® Keyway optional, Rekeyable)	1481			
Non-Keyed Passage	1482			
Non-Keyed American Style Thumbturn Inside	1483			
Non-Keyed Fixed Handle Outside, Operating Handle Inside	1484			
Dummy Pair	1485			

Handing Required

- Key codes may be specified. Fits standard door thickness of 1 3/4". Specify if thicker.
- Set includes plates, handles and cylinders (where applicable). Multi Point lock mechanism is not included.

Weiser®(WR5) Keyway

- Specify by adding "W" to the beginning of Product Code.
- No upcharge for cylinder substitution. Can be keyed into existing Weiser® system.



Brass Modern
1 1/2" x 11" Keyed
Aireon Levers



Brass Modern
2" x 10" Non-Keyed
Hercules Levers

BRASS PLATES, MODERN STYLE	Product Code	Lever Style (LH/RH)	Finish	List Price	
Sets with 1½" x 11" Plates		Brass & Modern Brass Lever Options.	Satin Brass (US4) Oil Rubbed Bronze (US10B) Polished Nickel - Lifetime (US14) Satin Nickel (US15) Flat Black (US19) Polished Chrome (US26) Unlacquered Brass (US3NL)*		
Keyed with American Cylinder (Schlage® Keyway standard, Weiser® Keyway optional, Rekeyable)	14A1				
Non-Keyed Passage	14A2				
Non-Keyed American Style Thumbturn Inside	14A3				
Non-Keyed Fixed Handle Outside, Operating Handle Inside	14A4				
Dummy Pair	14A5				
Sets with 2" x 10" Plates					
Keyed with American Cylinder (Schlage® Keyway standard, Weiser® Keyway optional, Rekeyable)	14B1				
Non-Keyed Passage	14B2				
Non-Keyed American Style Thumbturn Inside	14B3				
Non-Keyed Fixed Handle Outside, Operating Handle Inside	14B4				
Dummy Pair	14B5				
			*Unlacquered Brass (US3NL) finish available for a \$40 List Price upcharge per item.		



Stainless Steel
1 1/2" x 11" Keyed
Stuttgart Levers



Stainless Steel
2" x 10" Non-Keyed
Hermes Levers

STAINLESS STEEL PLATES, MODERN STYLE	Product Code	Lever Style (LH/RH)	Finish	List Price
Sets with 1 1/2" x 11" Plates		Stainless Steel Lever Options.	Stainless Steel (SS)	
Keyed with American Cylinder (Schlage® Keyway standard, Weiser® Keyway optional, Rekeyable)	14A1			
Non-Keyed Passage	14A2			
Non-Keyed American Style Thumbturn Inside	14A3			
Non-Keyed Fixed Handle Outside, Operating Handle Inside	14A4			
Dummy Pair	14A5			
Sets with 2" x 10" Plates				
Keyed with American Cylinder (Schlage® Keyway standard, Weiser® Keyway optional, Rekeyable)	14B1			
Non-Keyed Passage	14B2			
Non-Keyed American Style Thumbturn Inside	14B3			
Non-Keyed Fixed Handle Outside, Operating Handle Inside	14B4			
Dummy Pair	14B5			

Handing Required

- Key codes may be specified. Fits standard door thickness of 1 3/4". Specify if thicker.
- Set includes plates, handles and cylinders (where applicable). Multi Point lock mechanism is not included.

Weiser® (WR5) Keyway

- Specify by adding "W" to the beginning of Product Code.
- No upcharge for cylinder substitution. Can be keyed into existing Weiser® system.

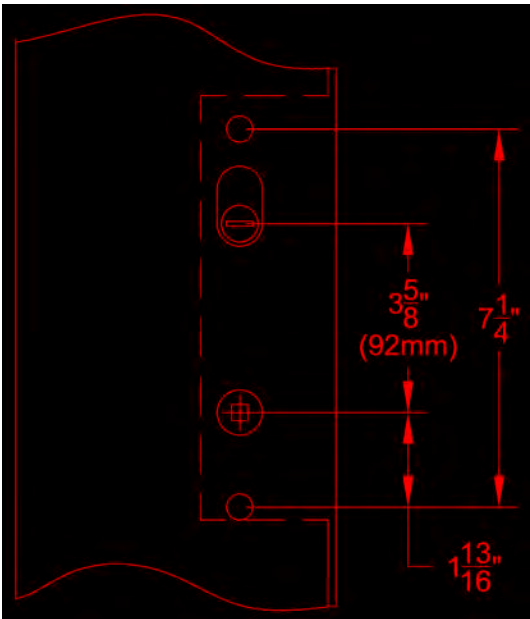
DOOR CONFIGURATION

#4

American Cylinder Hub Above Handle 3 5/8" Center-to-Center

ref. Ashland®, G-U®, Caradco®, JELD-WEN®
Jeldwen® Custom Collection (formerly Pozzi®)
Marvin®, PGT®, Premium Collection (formerly Norco®)
Weathershield®

Each Multi Point Lock Trim now includes the Spring Assist function which returns the lever to the neutral position and eliminates sagging handles.



Sandcast Arched
1 1/2" x 11" Keyed
Montrose Levers



Sandcast Arched
2" x 10" Non-Keyed
Cody Levers

SANDCAST BRONZE PLATES, ARCHED STYLE	Product Code	Lever Style (LH/RH)	Finish	List Price
Sets with 1 1/2" x 11" Plates		<i>Sandcast Bronze Lever Options.</i>	Flat Black Bronze (FB) Medium Bronze (MB) Tumbled White Bronze (TWB)	
Keyed with American Cylinder (Schlage® Keyway standard, Weiser® Keyway optional, Rekeyable)	1411			
Non-Keyed Passage	1412			
Non-Keyed American Style Thumbturn Inside	1413			
Non-Keyed Fixed Handle Outside, Operating Handle Inside	1414			
Dummy Pair	1415			
Sets with 2" x 10" Plates				
Keyed with American Cylinder (Schlage® Keyway standard, Weiser® Keyway optional, Rekeyable)	1421			
Non-Keyed Passage	1422			
Non-Keyed American Style Thumbturn Inside	1423			
Non-Keyed Fixed Handle Outside, Operating Handle Inside	1424			
Dummy Pair	1425			

Handing Required

- Key codes may be specified. Fits standard door thickness of 1 3/4". Specify if thicker.
- Set includes plates, handles and cylinders (where applicable). Multi Point lock mechanism is not included.

Weiser®(WR5) Keyway

- Specify by adding "W" to the beginning of Product Code.
- No upcharge for cylinder substitution. Can be keyed into existing Weiser® system.


Sandcast Rectangular

1 1/2" x 11" Keyed
Lariat Levers

Sandcast Rectangular

2" x 10" Keyed
Teton Levers

SANDCAST BRONZE PLATES, RECTANGULAR STYLE	Product Code	Lever Style (LH/RH)	Finish	List Price
Sets with 1 1/2" x 11" Plates		<i>Sandcast Bronze Lever Options.</i>	Flat Black Bronze (FB) Medium Bronze (MB) Tumbled White Bronze (TWB)	
Keyed with American Cylinder (Schlage® Keyway standard, Weiser® Keyway optional, Rekeyable)	1451			
Non-Keyed Passage	1452			
Non-Keyed American Style Thumbturn Inside	1453			
Non-Keyed Fixed Handle Outside, Operating Handle Inside	1454			
Dummy Pair	1455			
Sets with 2" x 10" Plates				
Keyed with American Cylinder (Schlage® Keyway standard, Weiser® Keyway optional, Rekeyable)	1461			
Non-Keyed Passage	1462			
Non-Keyed American Style Thumbturn Inside	1463			
Non-Keyed Fixed Handle Outside, Operating Handle Inside	1464			
Dummy Pair	1465			


Bronze Tuscan

1 1/2" x 11" Non-Keyed
Napoli Levers

Bronze Tuscan

2" x 10" Keyed
Napoli Levers

LOST WAX CAST BRONZE PLATES, TUSCANY STYLE	Product Code	Lever Style (LH/RH)	Finish	List Price
Sets with 1 1/2" x 11" Plates		<i>Lost Wax Cast Bronze Lever Options.</i>	Flat Black Bronze (FB) Medium Bronze (MB)	
Keyed with American Cylinder (Schlage® Keyway standard, Weiser® Keyway optional, Rekeyable)	1431			
Non-Keyed Passage	1432			
Non-Keyed American Style Thumbturn Inside	1433			
Non-Keyed Fixed Handle Outside, Operating Handle Inside	1434			
Dummy Pair	1435			
Sets with 2" x 10" Plates				
Keyed with American Cylinder (Schlage® Keyway standard, Weiser® Keyway optional, Rekeyable)	1441			
Non-Keyed Passage	1442			
Non-Keyed American Style Thumbturn Inside	1443			
Non-Keyed Fixed Handle Outside, Operating Handle Inside	1444			
Dummy Pair	1445			

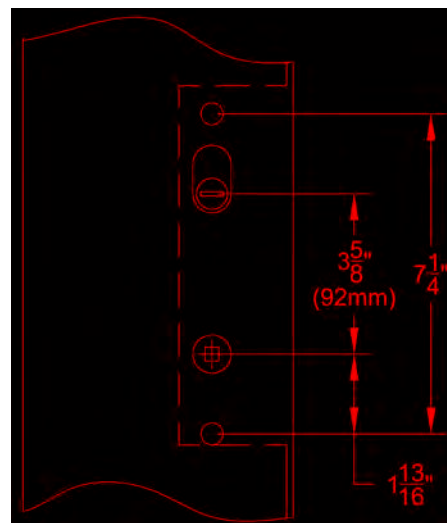

Handing Required

- Key codes may be specified. Fits standard door thickness of 1 3/4". Specify if thicker.
- Set includes plates, handles and cylinders (where applicable). Multi Point lock mechanism is not included.

Weiser® (WR5) Keyway

- Specify by adding "W" to the beginning of Product Code.
- No upcharge for cylinder substitution. Can be keyed into existing Weiser® system.

Door Configuration #4 American Cylinder Above Handle 3 5/8" Center-to-Center



Keyed Plates with American Cylinder Includes non-keyed thumbturn inside

Standard Door Thickness: from 1 5/8" to 2"

Standard Components:

- Single Cylinder Tailpiece
- 3 3/4" Steel Spindle
- 2" Rosette Screws for 1 5/8" - 1 3/4" thick door
- 2 1/2" Rosette Screws for 1 3/4" - 2" thick door

Extended Door Thickness: Over 2" to 2 3/4"

Extended Components:

- Long Single Cylinder Tailpiece
- 4 1/2" Steel Spindle
- 2 1/2" Rosette Screws 2" - 2 1/4" thick door
- 3" Rosette Screws for 2 1/4" - 2 3/4" thick door

Non-Keyed Plates Includes non-keyed passage, fixed handle out/operating handle in, and dummy (uses screws only)

Standard Door Thickness: from 1 5/8" to 2"

Standard Components:

- Thumbturn Tailpiece
- 3 3/4" Steel Spindle (half-spindle for fixed handle out/operating handle in)
- 2" Rosette Screws for 1 5/8" - 1 3/4" thick door
- 2 1/2" Rosette Screws for 1 3/4" - 2" thick door

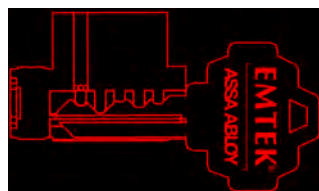
Extended Door Thickness: Over 2" to 2 3/4"

Extended Components:

- Long Thumbturn Tailpiece
- 4 1/2" Steel Spindle (half-spindle for fixed handle out/operating handle in)
- 2 1/2" Rosette Screws 2" - 2 1/4" thick door
- 3" Rosette Screws for 2 1/4" - 2 3/4" thick door

CONSTRUCTION KEYING

- Lost ball system.
- Last four pin locations drilled for lost ball application.
- Master key pins used for code variability.
- Construction keys and owner keys sent separately.
- Order by indicating "**Construction Keyed, House #_**" next to applicable locks.



- Construction devices used on one or more of last four positions.



- Dimples drilled in plug in this position.

Charge for Construction Keying -

- Locks that are both construction keyed and keyed alike in a house group

Charge for Re-Keying -

- Locks that are keyed to code or keyed alike in a house group will be charged \$2.00 (NET) per cylinder.

Keying to Code

- Order by indicating "Key Code XXXXX" next to applicable locks.

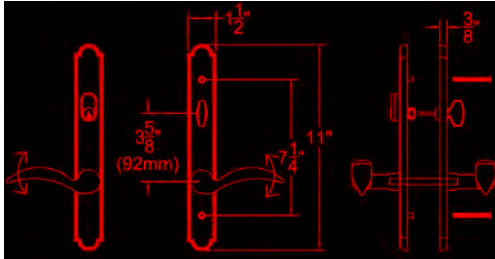
Keying Alike

- Order by indicating "Keyed Alike" next to applicable locks if only one keyed alike group is wanted.
- If ordering multiple groups (houses) indicate "**Keyed Alike House #_**" next to applicable locks.

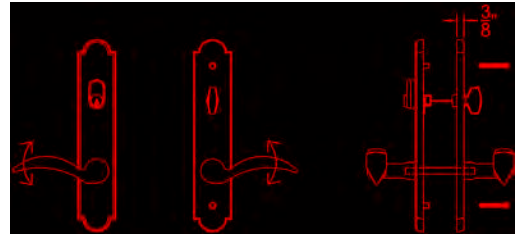
Set includes plates, handles and cylinders (where applicable). Multi Point lock mechanism is not included.
Ashland®, G-U®, Caradco®, JELD-WEN®, Jeldwen® Custom Collection (formerly Pozzi®), Marvin®, PGT®, Premium Collection (formerly Norco®), Weathershield®

Keyed with American Cylinder (for Active Door, Schlage® Keyway Standard, Weiser® Keyway Optional, Rekeyable)

1 ½" x 11" Plates, Product Codes **1411, 1431, 1451, 1471, 14A1**

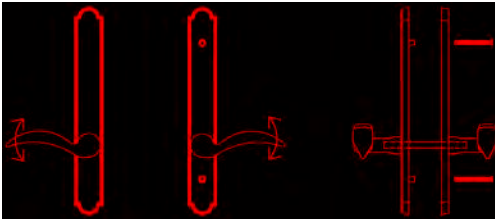


2" x 10" Plates, Product Codes **1421, 1441, 1461, 1481, 14B1**

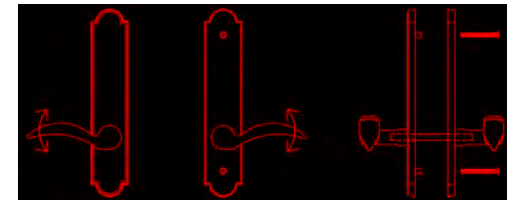


Non-Keyed, Passage (for Semi-Active Door)

1 ½" x 11" Plates, Product Codes **1412, 1432, 1452, 1472, 14A2**

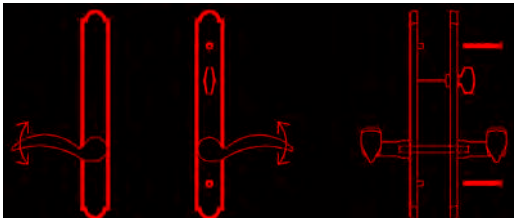


2" x 10" Plates, Product Codes **1422, 1442, 1462, 1482, 14B2**

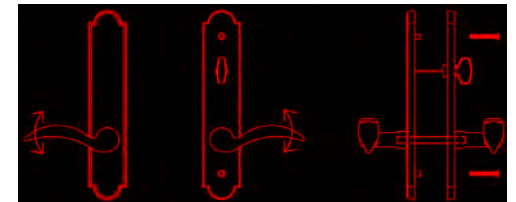


Non-Keyed, American Style Thumbturn Inside (for Active Door)

1 ½" x 11" Plates, Product Codes **1413, 1433, 1453, 1473, 14A3**

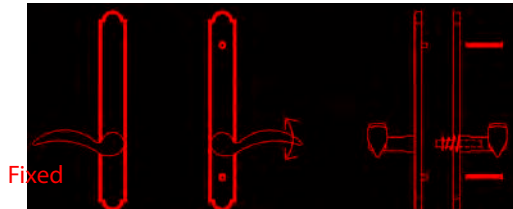


2" x 10" Plates, Product Codes **1423, 1443, 1463, 1483, 14B3**

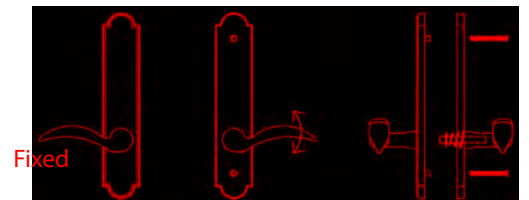


Non-Keyed, Fixed Handle Outside, Operating Handle Inside (for Semi-Active Door)

1 ½" x 11" Plates, Product Codes **1414, 1434, 1454, 1474, 14A4**

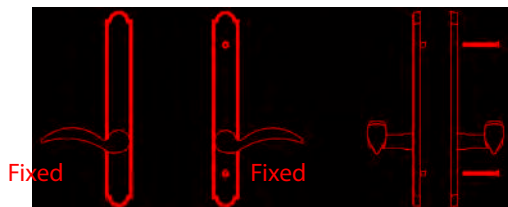


2" x 10" Plates, Product Codes **1424, 1444, 1464, 1484, 14B4**



Dummy Pair (for Non-Active Door)

1 ½" x 11" Plates, Product Codes **1415, 1435, 1455, 1475, 14A5**



2" x 10" Plates, Product Codes **1425, 1445, 1465, 1485, 14B5**

