



MOULURES
MDF
MOULDINGS




Season manufacturing ltd




ATLANTIC Base #17
Plinthe ATLANTIQUE #17
 $\frac{3}{8}$ " x 4" (8'-14')



COLONIAL Base #14
Plinthe COLONIALE #14
 $\frac{3}{8}$ " x 4 $\frac{1}{8}$ " (14')



CITADEL Base #40
Plinthe CITADELLE #40
 $\frac{1}{2}$ " x 4 $\frac{7}{8}$ " (8'-14')



P.E.I. Base #18
Plinthe CHARLEVOIX #18
 $\frac{1}{2}$ " x 5 $\frac{1}{4}$ " (8'-14')




SHAKER Base #30
Plinthe CLASSIQUE #30
 $\frac{1}{2}$ " x 5 $\frac{1}{4}$ " (14')



VICTORIAN Base #46
Plinthe VICTORIENNE #46
 $\frac{1}{2}$ " x 5 $\frac{1}{4}$ " (14')



SCOTIAN Base #37
Plinthe ÉCOSSAISE #37
 $\frac{1}{2}$ " x 5 $\frac{1}{4}$ " (14')



BEVELED Base #25
Plinthe BISEAU #25
 $\frac{1}{2}$ " x 5 $\frac{1}{2}$ " (14')



HERITAGE Base #42
Plinthe HÉRITAGE #42
 $\frac{1}{2}$ " x 5 $\frac{13}{16}$ " (14')





MILFORD Base #38
Plinthe MAISONNEUVE #38
 $\frac{5}{8}$ " x 6 $\frac{1}{2}$ " (14')




HARBOUR Base #50
Plinthe du HAVRE #50
 $\frac{5}{8}$ " x 6 $\frac{1}{2}$ " (14')




NOTCHED Base #32
Plinthe RAINURÉ #32
 $\frac{1}{2}$ " x 6 $\frac{1}{2}$ " (14')



BRUNSWICK Casing #20
Cadrage du NOUVEAU-BRUNSWICK #20
5/8" x 2 1/4" (8'-14')




ATLANTIC Casing #26
Cadrage ATLANTIQUE #26
1/2" x 2 3/4" (8'-14')




COLONIAL Casing #44
Cadrage COLONIAL #44
5/8" x 2 3/4" (14')




NOTCHED Casing #22
Cadrage RAINURE #22
5/8" x 3 1/2" (14')




SHAKER Casing #29
Cadrage CLASSIQUE #29
5/8" x 3 1/4" (14')




CITADEL Casing #39
Cadrage CITADELLE #39
5/8" x 3 1/4" (8'-14')



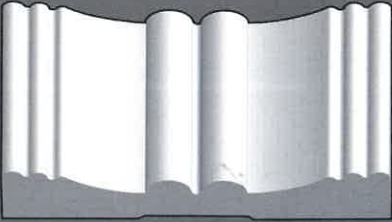
BEVELED Casing #15
Cadrage BISEAU #15
5/8" x 3 1/2" (14')




P.E.I. Casing #28
Cadrage CHARLEVOIX #28
5/8" x 3 1/2" (8'-14')




VICTORIAN Casing #41
Cadrage VICTORIEN #41
5/8" x 3 1/2" (14')



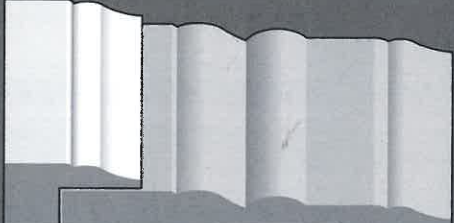
MILFORD Casing #33
Cadrage MAISONNEUVE #33
3/4" x 3 3/4" (14')




HERITAGE Casing #43
Cadrage HÉRITAGE #43
5/8" x 3 3/4" (14')




HARBOUR Casing #51
Cadrage du HAVRE #51
5/8" x 4 1/8" (14')




HARBOUR Back Band #53
Accessoire de cadrage HAVRE #53
1" x 1 1/4" (8'-12')



ACADIAN Header #31
Fronton ACADIEN #31
1" x 3¾" (12')




BOSTON Header #35
Fronton SAGUENAY #35
1" x 5" (8'-12')



HERITAGE Header #755
Fronton HÉRITAGE #755
¾" x 5½" (12')



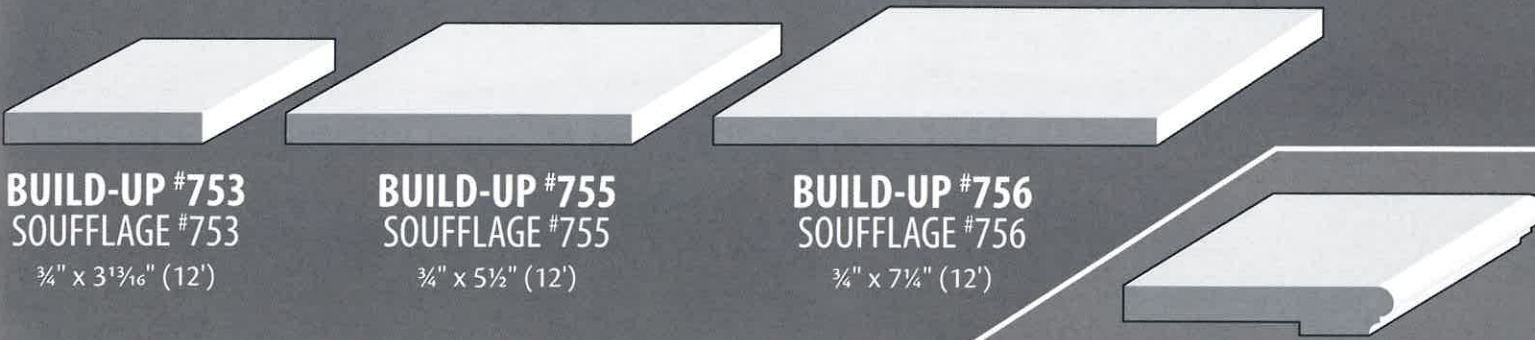
BLUENOSE Header #72
Fronton CHAMPLAIN #72
2" x 6" (12')



Header #45
Fronton #45
1½" x 5½" (12')



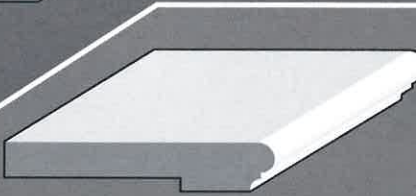
BUILD-UP • SOUFFLAGE



BUILD-UP #753
SOUFFLAGE #753
3/4" x 3 13/16" (12')

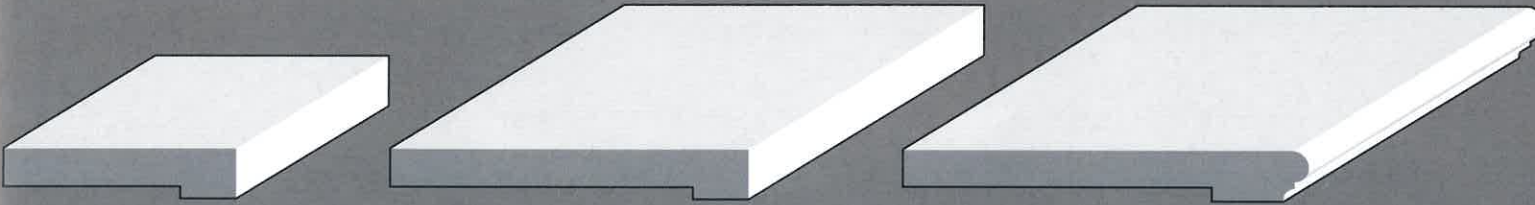
BUILD-UP #755
SOUFFLAGE #755
3/4" x 5 1/2" (12')

BUILD-UP #756
SOUFFLAGE #756
3/4" x 7 1/4" (12')



Window Sill #532
Tablier #532
1" x 5 1/2" (12')

WINDOW SILLS • TABLIERS




HERITAGE Window Sill #542
Tablier HÉRITAGE #542
1" x 5" (12')

HERITAGE Window Sill #543
Tablier HÉRITAGE #543
1" x 7 3/4" (12')


Window Sill #533
Tablier #533
1" x 8 1/2" (12')

WAINSCOTING & CHAIR RAILS • LAMBRIS ET CIMAISES




CHAIR RAIL #703
CIMAISE #703
5/8" x 2 1/8" (14')

CHAIR RAIL #704
CIMAISE #704
1" x 2 7/8" (12')



WAINSCOTING #601
LAMBRIS #601
1/2" x 5 3/4" (8')




CONTEMPORARY Crown #10
O'gee CONTEMPORAINE #10
 $\frac{1}{2}$ " x $3\frac{1}{2}$ " (14')



LARGE Crown #12
GROSSE O'gee #12
 $\frac{5}{8}$ " x $4\frac{3}{4}$ " (8'-14')



QUEENS Crown #86
O'gee FRONTENAC #86
 $\frac{3}{4}$ " x $5\frac{5}{8}$ " (14')



LEWISPORTE Crown #84
O'gee de LEWISPORTE #84
 $\frac{5}{8}$ " x $4\frac{1}{16}$ " (14')




KINGS Crown #87
O'gee MONTMAGNY #87
1" x $8\frac{1}{2}$ " (12')




CORNER BLOCKS • BLOCS POUR COINS



INSIDE Corner Block #9052
Bloc INTÉRIEUR #9052
1" x 1" x 9"




OUTSIDE Corner Block #9060
Bloc EXTÉRIEUR #9060
1 3/8" x 1 3/8" x 9"

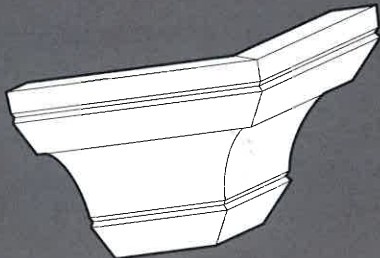


OUTSIDE Corner Block #9070
Bloc EXTÉRIEUR #9070
1 3/8" x 1 3/8" x 9"

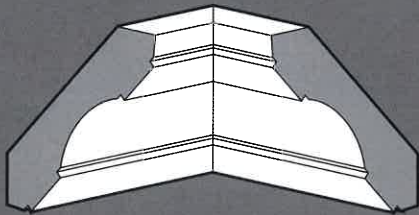
RETURN • RETOUR



BOSTON Return #8050
Retour SAGUENAY #8050
1" x 5" (L&R)



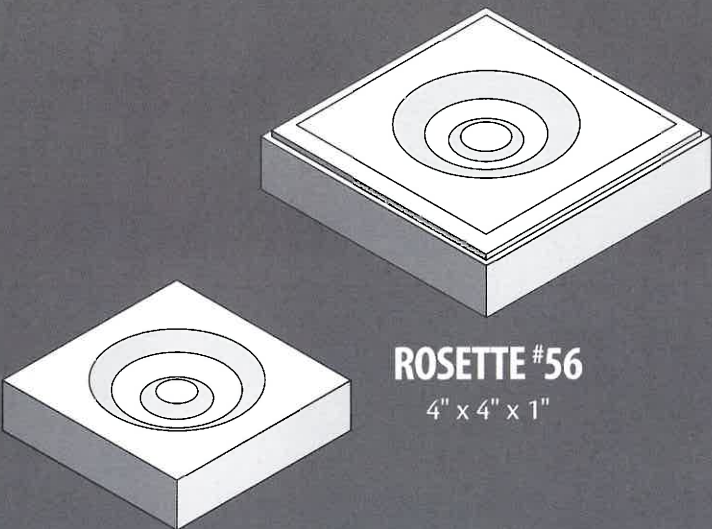
OUTSIDE Corner Crown #130
Coin de plafond EXTÉRIEUR #130
5" x 5" x 1"



INSIDE Corner Crown #128
Coin de plafond INTÉRIEUR #128
5" x 5" x 1"




ROSETTES



ROSETTE #56
4" x 4" x 1"


ROSETTE #66
3" x 3" x 3/4"

SHAPE • FORME




HALF ROUND & ELLIPTICAL
DEMI ROND ET ÉLLIPSE


BASE BLOCKS • SOCLES




BASE BLOCK #61 & #62
SOCLE #61 et #62
#61 - 1" x 4 1/8" x 9"
#62 - 1" x 4 3/8" x 9"



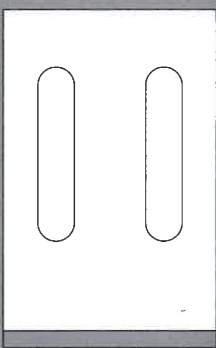
BASE BLOCK #59
SOCLE #59
1" x 4" x 8"



BASE BLOCK #57
SOCLE #57
1" x 4" x 7"



BASE BLOCK #58
SOCLE #58
1" x 3 1/2" x 7"



BASE BLOCK #67
SOCLE #67
3/4" x 3" x 5 1/2"

Established in New Brunswick, Canada since 1983, **Season Manufacturing Ltd**, is recognized as a superior quality MDF and wood mouldings manufacturer across Atlantic Canada.

Our Primary concern is to offer a product of standard excellence especially tailored to meet your needs and to reflect the distinctive style of your design.

We, at **Season Manufacturing Ltd**, firmly believe in high quality craftsmanship along with professional service and state of the art technology, we can provide you with:

- Any of our standard mouldings
- Any Custom size mouldings
- Made from MDF or any wood species: Maple, Oak, Pine, clear or finger jointed
- Hands on quality control
- Reproduction from original pattern
- Veneer wrapped mouldings in Maple, Birch, Oak, Cherry and more
- We also offer pre-painted mouldings. Once installed there's no need to paint.
- We can also have your pieces cut to length and ends returned ready for install.
- And much more!



Établie au Nouveau-Brunswick, Canada, depuis 1983, **Season Manufacturing Ltée** est reconnue pour sa moulure en MDF et en bois solide de qualité supérieure à travers le Canada atlantique.

Notre objectif premier est d'offrir un produit de qualité spécialement conçu pour répondre à vos besoins et pour refléter le style distinctif de votre design.

Nous, chez **Season Manufacturing Ltée**, croyons fermement dans la production de haute qualité, dans le service professionnel et dans la technologie de pointe. Nous pouvons vous fournir:

- Toutes les moulures de notre collection de base
- Toutes tailles spéciales de moulures
- Moulures fabriquées à partir de MDF ou à partir de toute essence de bois : érable, chêne, pin, bois clair ou joint à entures multiples
- Contrôle personnalisé de la qualité
- Reproduction de modèle original
- Moulures enveloppées de placage en érable, bouleau, chêne, et plus
- Moulures pré-peinturées (une fois installées il n'est pas nécessaire de les peindre)
- Morceaux coupés à la longueur voulue avec bouts retournés prêts pour l'installation
- Et plus encore!

Timely and efficient deliveries from our plant in Grande-Digue, New Brunswick, Canada.



Livraisons rapides à partir de Grande-Digue, Nouveau-Brunswick, Canada.



Season Manufacturing Ltd
1222 Route 530
Grande-Digue, NB E4R 5L2

Email / Courriel : seasonmfg@live.ca
www.seasonmfg.com

Distributed by / Distribué par :

